

○ MUSIC  city COUNSELOR


THANK YOU FOR YOUR
PURCHASE!



Hey y'all, Laura here! I so appreciate when you please take a moment to leave a review on my resources on my TpT Store. Thanks for your support! Enjoy the resource!

♥ *laura oathout*

LET'S CONNECT!



For helpful ideas, engaging resources, and freebies, please check out my website and membership!

○ ♥ **WEBSITE:** www.musiccitycounselor.com

♥ **MEMBERSHIP:** www.counselorcollab.com

ASCA MINDSETS & BEHAVIORS:

Mindset Standards:

- M1: Belief in development of whole self, including a healthy balance of mental, social/emotional and physical well-being
- M2: Sense of acceptance, respect, support and inclusion for self and others in the school environment

Behavior Standards:

- B-SMS 2: Self-discipline and self-control
- B-SS 1: Effective oral and written communication skills and listening skills
- B-SS 6: Effective collaboration and cooperation skills
- B-SS 9: Social maturity and behaviors appropriate to the situation and environment

DIRECTIONS PAGE I:

This lesson will take approximately 45 minutes to teach.

Recommended Sequence:

1. Read the story "The Worst Day of My Life Ever" by Julia Cook aloud to students or provide a video read-aloud of the story.
2. Review the PowerPoint or digital for Google Slides™ presentation with students.
3. Review (and display) the instructional posters with students.
4. Divide students into small groups to discuss the discussion cards.
5. Choose a worksheet or coloring page to close the lesson.

Presentation:

Both a PowerPoint and digital for Google Slides™ presentation are included. The presentation first summarizes the story, then teaches students 3 ways to be a good listener and 4 ways to follow instructions. Please encourage students to practice these skills as they work through the presentation. The presentation closes with 3 reflection questions. Students can "turn and talk" with a partner and then share out their thoughts with the group.

Posters:

9 instructional posters are included. These are great for reminding students how to listen and follow instructions, and for displaying in your space!

DIRECTIONS PAGE 2:

Discussion Cards:

12 discussion cards on listening skills are included. Please cut them out. Please divide students into small groups and give them 1-2 cards. Ask them to discuss their card with their small group, then share out with the class.

Worksheets & Coloring Pages:

Assorted worksheets and coloring pages are included to close the lesson. Please choose the ones that best fit the needs and abilities of your students, and the amount of time that you have!

Questions or comments? Please contact me any time at laura@musiccitycounselor.com. I'm here to help! 😊


PS I SO appreciate when you please take a moment to review my resources on my TpT store. It earns you credits towards future purchases, helps other educators find quality resources, and helps my small business grow!

POSTERS

How To Be A GOOD LISTENER

1

Look at the person who is speaking.




2

Wait your turn to speak.




3

Nod your head and say, "okay."




How To Be A GOOD LISTENER

1 Look at the person who is speaking.



How To Be A GOOD LISTENER


2 Wait your turn to speak.



How To Be A GREAT LISTENER

3

Nod your head and say,
"okay."



How To Follow INSTRUCTIONS

1

Look at the person who is speaking.



2

Say "okay" when they're done.



3

Do what they asked right away.




4

Check back in when you're done.



How To Follow INSTRUCTIONS


1 Look at the person who is speaking.



How To Follow INSTRUCTIONS

2


Say "okay" when
they're done speaking.



How To Follow INSTRUCTIONS

3

Do what they asked
right away.



How To Follow INSTRUCTIONS

4

Check back in with them when you're done. ...



DISCUSSION CARDS

Why did
RJ have
the worst
day ever?




© Music City Counselor

What
did
RJ's
mom
teach
him?



© Music City Counselor


What
did RJ's
teacher
teach
him?



© Music City Counselor

Name one way to
be a good listener.

© Music City Counselor



Name one way to
follow instructions.

© Music City Counselor



What did
RJ do
differently
to have his
best day
ever?




© Music City Counselor

Why is listening
important?



© Music City Counselor

Why is
following
instructions
important?




© Music City Counselor

How can you be a
better listener?



© Music City Counselor

Why is it
important to
check back
in with the
person
after you're
done
following
instructions?



© Music City Counselor

Share
about a
time
when
you
were a
good
listener.



© Music City Counselor

Share
about a
time when
you
followed
instructions.



© Music City Counselor

WORKSHEETS


Name: _____

Like RJ, You Can Be A GOOD LISTENER

What happened to RJ
on his worst day ever?

Draw a picture of
what listening looks like.

What are 3 ways to be a good listener?





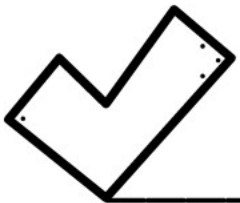
Name: _____

Like RJ, You Can Be A GOOD LISTENER

What happened to RJ
on his worst day ever?

Draw a picture of
what listening looks like.

What are 3 ways to be a good listener?




Name: _____

Like RJ, You Can Follow INSTRUCTIONS

What did RJ learn
on his worst day
ever?

What does following
instructions look like?

What are 3 ways to follow instructions?






Name: _____

Like RJ, You Can Follow INSTRUCTIONS

What did RJ learn
on his worst day
ever?

What does following
instructions look like?


What are 3 ways to follow instructions?



Name: _____

4 Ways to Follow INSTRUCTIONS



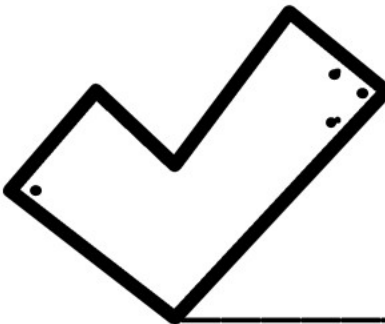
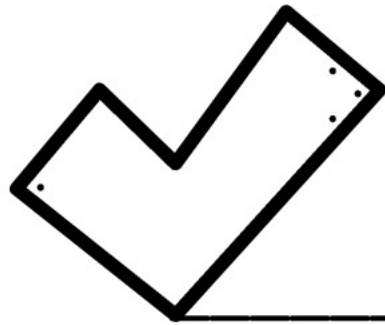
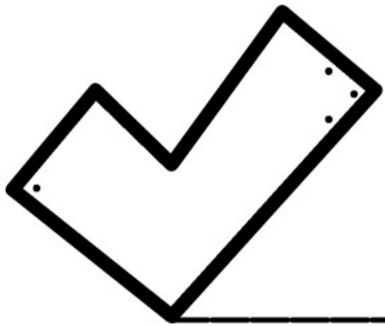
Write on the lines the 4 ways to follow instructions.



Name: _____

4 Ways to Follow INSTRUCTIONS



Write on the lines the 4 ways to follow instructions.



Name: _____

3 Ways to be a GOOD LISTENER


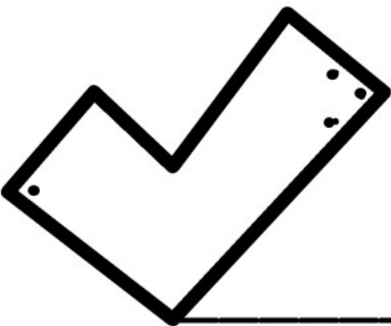
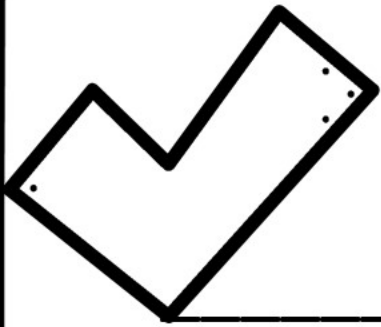
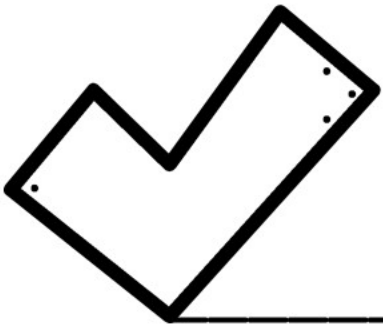
Write on the lines the 3 ways to be a good listener.



Name: _____

3 Ways to be a GOOD LISTENER


Write on the lines the 3 ways to be a good listener.



Name: _____

Like RJ, You Can Follow INSTRUCTIONS



Draw a picture of what following instructions
looks like to you.



Name: _____

Like RJ, You Can Follow INSTRUCTIONS


Draw a picture of what following instructions
looks like to you.



Name: _____

Like RJ, You Can Be A GOOD LISTENER



Draw a picture of what listening looks like to you.



Name: _____

Like RJ, You Can Be A GOOD LISTENER







Draw a picture of what listening looks like to you.



Name: _____

LISTENING









Circle the students that are being good listeners.



Name: _____

LISTENING


Color the students that are being good listeners.



COLORING PAGES






Name: _____

Like RJ, You Can Be A GOOD LISTENER



Name: _____

Like RJ, You Can Follow INSTRUCTIONS



Name: _____

Listening Skills MATTER!



Name: _____

Following Instructions MATTERS!



○ TERMS OF USE:

- Make copies for the purchaser's classroom AND share copies with other educators within your school building
- Reference (without distribution) this product in blog posts, seminars, professional development workshops, or other such venues provided there is both credit given to myself as the author and a link back to my TpT store included in the post/presentation

• YOU MAY •

- Claim the work as your own, alter the files in any way, or remove/attempt to remove the copyright
- Share this product with educators outside of your school building
- Repackage, sell, or giveaway this product to others
- Offer to share this product anywhere on the internet as a download or copy

• YOU MAY NOT •



Please contact me any time at laura@musiccitycounselor.com with questions, suggestions, resource requests, or comments. I'm here to help and would love to hear from you!

♥ *laura oathout*

THIS RESOURCE WAS MADE POSSIBLE THANKS TO:

